


**AUTUMN / WINTER 2008**

**LOOK BOOK**



PAT MCGRATH  
Global Creative Design Director,  
P&G Beauty

COVERGIRL



## INSPIRATION

- Elegant subversive
- S&M
- Belle de jour
- Slightly dangerous

## COLLECTION

- Tailoring
- Draped and pieced dresses
- Elongated line
- Effortless and pulled together
- Matte crocodile bags
- Wrapped jerseys
- Gauzy wool dresses

## MAKEUP LOOK

- Vivid wicked violet eye with a dramatic black wing and pale lips

## PRODUCTS

### SKIN:

- SKII Facial Clear Solution
- SKII Dual Treatment Mask
- Olay Definity Intense Hydrating Cream
- CoverGirl TRUblend Liquid Makeup
- CoverGirl TRUconceal concealer
- CoverGirl TRUblend Pressed Powder
- Kevyn Aucoin The Sculpting Powder in Medium
- Nars the Multiple in Copacabana

### EYES:

- CoverGirl Eye Enhancers 1-Kit Eyeshadow in Purple Pop
- CoverGirl Eye Enhancers 3-Kit Eyeshadow in Firecracker
- CoverGirl LashBlast Mascara in Very Black
- Vincent Longo La Dolce Vita Lashes
- CoverGirl Brow & Eyemakers Pencil in Soft Blonde and Soft Brown
- Shiseido Eye Pencil in White


### LIPS:

- SK-II Lip Repair
- CoverGirl TRUconceal concealer

## THE LOOK

- The skin is perfected with CoverGirl TRUblend Liquid Makeup and CoverGirl TRUconceal concealer to achieve a natural matte finish.
- CoverGirl TRUblend Pressed Powder is lightly brushed across the face to minimize shine.
- With a damp liner brush, CoverGirl Eye Enhancers 1-Kit Eyeshadow in Purple Pop is drawn across the lids in a thick wing.
- The white shimmer shadow from CoverGirl Eye Enhancers 3-Kit Eyeshadow in Firecracker is applied to the inner eye corners to highlight.
- The eyes are lined inside with Shiseido Eye Pencil in White.
- CoverGirl LashBlast Mascara in Very Black is applied to curled lashes.
- Vincent Longo La Dolce Vita Lashes are glued to the outer corners for dramatic length.
- The brows are filled in with CoverGirl Brow & Eyemakers Pencil in Soft Blonde and Soft Brown.
- The cheekbones are defined with Kevyn Aucoin The Sculpting Powder in Medium.
- The cheeks, brow, cupid's bow, and nose are highlighted with Nars the Multiple in Copacabana.
- The lips are lightly concealed with CoverGirl TRUconceal concealer.

## D & G



### INSPIRATION

- Princess Diana
- Balmoral
- English royalty
- Highland tartan
- Jacquelyn Smith
- Charlie's Angels

### COLLECTION

- Twinsets over calf-grazing kilts
- Long blazers topping full skirts in mismatched tartan
- Checked tights
- Silk handkerchiefs tied just below the chin
- Seventies-ish denim flares
- Mongolian lamb vests, and tunics belted over skinny pants that belled below the ankle rendered in riotously colored paisley velvet
- Floor-sweeping plaid chiffon dresses
- Velvet bedroom slippers

### MAKEUP

- Modern interpretation of a 1970's "natural" look: flushed cheek, transparent bronze lid and peachy nude lip

### PRODUCTS

#### SKIN:

- SKII Facial Clear Solution
- SKII Dual Treatment Mask
- Olay Definity Intense Hydrating Cream
- CoverGirl TRUblend Liquid Makeup
- CoverGirl TRUconceal concealer
- CoverGirl TRUblend Pressed Powder
- CoverGirl Naturally Luminous Bronzer in Natural Bronze
- CoverGirl Naturally Luminous Blush in Shimmering Sands
- Nars the Multiple in Copacabana

### EYES:

- CoverGirl LashBlast Mascara in Brown
- Shiseido HydroPowder Eyeshadow in Tiger Eye
- CoverGirl Brow & Eyemakers Pencil in Soft Blonde and Soft Brown


### LIPS:

- CoverGirl Continuous Colour Lipstick in Bronzed Peach

### THE LOOK

- The skin is perfected with CoverGirl TRUblend Liquid Makeup and CoverGirl TRUconceal concealer to achieve a natural matte finish.
  - CoverGirl TRUblend Pressed Powder is lightly brushed across the face to minimize shine.
  - The eyes are contoured with Shiseido HydroPowder Eyeshadow in Tiger Eye.
  - The inner eye corners are highlighted with Nars the Multiple in Copacabana.
  - The brows are softly filled in with CoverGirl Brow & Eyemakers Pencil in Soft Blonde and Soft Brown.
  - The lashes are curled and defined with CoverGirl LashBlast Mascara in Brown.
  - The cheeks are brushed with a blend of 2 shades, CoverGirl Naturally Luminous Bronzer in Natural Bronze and CoverGirl Naturally Luminous Blush in Shimmering Sands.
  - The cheeks and brows are highlighted with Nars the Multiple in Copacabana.
  - The lips are defined with a peach colour, CoverGirl Continuous Colour Lipstick in Bronzed Peach
-

# ANNA SUI



## INSPIRATION

- Pre-Raphaelite paintings
- Medieval
- Tiffany
- Fortuny
- Dagobert Peche
- Klimt
- Koloman Maser
- J.W. Waterhouse
- Arts and crafts
- Gustave Moreau

## COLLECTION

- Iridescent prints
- Lively color
- Art-Noveauish embroideries
- Tooled-leather boots
- Velvet flower necklaces
- Paisley tights
- Bird motif smock
- Totem pole print top
- Ultramarine curly lamb coat

## MAKEUP LOOK

- Rosy fresh cheeks

## PRODUCTS

### SKIN:

- SKII Facial Clear Solution
- SKII Dual Treatment Mask
- Olay Definity Intense Hydrating Cream
- CoverGirl TRUblend Liquid Makeup
- CoverGirl TRUconceal concealer
- CoverGirl TRUblend Naturaly Luminous Loose Powder

- CoverGirl Cheekers Blush in Natural Rose
- Nars Blush in Zen

#### EYES:

- CoverGirl Eye Enhancers 1-Kit Eyeshadow in Tapestry Taupe
- Benefit Showoffs in Miss Moon
- Shiseido Corrector Pencil in #1
- Elizabeth Arden Eight Hour Cream
- CoverGirl LashBlast Mascara in Brown

#### LIPS:

- CoverGirl Outlast All-Day Lipcolour Moisturizing Topcoat

#### THE LOOK

- The skin is perfected with CoverGirl TRUblend Liquid Makeup and CoverGirl TRUconceal concealer to achieve a natural matte finish.
- CoverGirl TRUblend Pressed Powder is lightly brushed across the face to minimize shine.
- The eyes are contoured with CoverGirl Eye Enhancers 1-Kit Eyeshadow in Tapestry Taupe.
- The lids and cheeks are brushed with CoverGirl Cheekers Blush in Natural Rose
- Elizabeth Arden Eight Hour Cream is applied to the center of the lids.
- Benefit Showoffs in Miss Moon is applied with a damp brush to the inner corners for a gold highlight.
- The eyes are lined inside with Shiseido Corrector Pencil in #1.
- CoverGirl LashBlast Mascara in Brown is brushed through curled lashes.
- The cheekbones are contoured with Nars Blush in Zen.
- The lips are moisturized with CoverGirl Outlast All-Day Lipcolour Moisturizing Topcoat.

# LOUIS VUITTON



## INSPIRATION

- A woman who loves makeup and enjoys applying it
- Sculptural
- 80's nightlife

## COLLECTION

- Over-exaggerated shapes
- Conical hats
- Boucle, blanket cashmere, and wide-wale corduroy
- Zip up coats and jackets with bold collars
- Ballooning harem pants
- Block like pump-wedges
- Architectural skirts
- Muted browns, dusty blues, mint and black
- Long sleeve dress with a stand out whirl at the hip
- Strapless sheath with caged tulle bustle
- Crinolined dance dresses

## MAKEUP LOOK

- White washed eyes contoured in dove grey with touches of cool pink on the lids and cheek bones at the
- Pastel perfection

## PRODUCTS

### SKIN:

- SKII Facial Clear Solution
- SKII Dual Treatment Mask
- Olay Definity Intense Hydrating Cream
- CoverGirl TRUblend Liquid Makeup
- CoverGirl TRUconceal concealer
- CoverGirl TRUblend Pressed Powder
- Laura Mercier Cheek Colour in Rose Petal

### EYES:

- CoverGirl LashBlast Mascara in Very Black
- CoverGirl Perfect Blend Eyepencil in Basic Black
- CoverGirl Brow & Eyemakers Pencil in Soft Blonde and Soft Brown
- CoverGirl Eye Enhancers 1-kit Eyeshadow in Brown Smolder
- CoverGirl Eye Enhancers 3-Kit Eyeshadow in Firecracker
- CoverGirl Eye Enhancers 4-Kit Eyeshadow in Urban Basics
- Benefit Showoffs in Powder Puff

#### LIPS:

- SK-II Lip Repair
- CoverGirl TRUconceal concealer

#### THE LOOK

- The skin is perfected with CoverGirl TRUblend Liquid Makeup and CoverGirl TRUconceal concealer to achieve a natural matte finish.
- CoverGirl TRUblend Pressed Powder is lightly brushed across the face to minimize shine.
- The white shimmer from CoverGirl Eye Enhancers 3-Kit Eyeshadow in Firecracker is blended across the eyes, from lid to brows.
- Grey shadow from CoverGirl Eye Enhancers 4-Kit Eyeshadow in Urban Basics is brushed through the crease.
- CoverGirl Perfect Blend Eyepencil in Basic Black is smudged at the outer corners to deepen the grey.
- The pink shadow from CoverGirl Eye Enhancers 3-Kit Eyeshadow in Firecracker is brushed across the lids. Benefit Showoffs in Powder Puff is brushed on top for an opalescent effect.
- CoverGirl Eye Enhancers 1-kit Eyeshadow in Brown Smolder is smudged along the lower lash line.
- A couple coats of CoverGirl LashBlast Mascara in Very Black are applied to curled top lashes.
- The brows are defined with CoverGirl Brow & Eyemakers Pencil in Soft Blonde and Soft Brown.
- The temples and upper cheeks are brushed with Laura Mercier Cheek Colour in Rose Petal.
- The lips are conditioned with SK-II Lip Repair and lightly concealed with CoverGirl TRUconceal concealer.